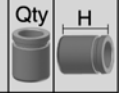

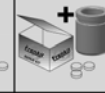




Ø mm. Vers.



i



# MITSUBISHI

## 3.000 GT

	3.0i 24V 4X4	38	Sum	06-92->08-99	238035	238921	P383101	2	31.4
	ALL TYPES	40/43	Sum	06-92->	4 Pistons 40/43 mm	240017	P422801		

	1.8,2.0	30	Akeb	01-89->01-90	230007				
--	---------	----	------	--------------	--------	--	--	--	--

## CANTER

	ALL TYPES	25.4		01-86->	125028				
	FC211, FC212	28.6		01-79->01-82	128004				
	ALL TYPES	28.6	Akeb	01-83->	128009				
	2 Ton., 3 Ton.	31.8		01-79->	-Rivet	331008			
	ALL TYPES	31.8		01-81->	Rivet	331011			
	2.7 Truck (FB300)	22.2	Akeb	01-86->01-95	322056				
	ALL TYPES	25.4		01-86->	325028				
	2 Ton., 3 Ton.	28.6		01-79->	-Rivet	328024			
	ALL TYPES	28.6		01-81->	Rivet	328025			
	ALL TYPES	15.9		01-83->01-91	415013				
	ALL TYPES	22.2			422005				
	ALL TYPES	15.9		01-83->01-87	515004				
	ALL TYPES	15.9		01-88->01-90	515005				
	ALL TYPES	22.2		01-91->01-95	522016				

## CARISMA

	ALL TYPES	54	Lucas	07-95->06-06	254057	254903	P544901	1	49.8
	1.6, 1.8, 1.9 TD	35	Akeb	01-95->	235003				
	ALL TYPES	38	Lucas	07-95->	238022	238901	P385101	1	51
	ALL TYPES	15.9	Nabco	01-96->	415040				
	ALL TYPES	20.6		01-95->	520005				

## CELESTE

	(A7_) Series	51	Sum	01-77->06-81	251033	251927	P514505	1	45
--	--------------	----	-----	--------------	--------	--------	---------	---	----

## CENTURA

	GF16	19	AP	01-75->01-77 S.C.	119076				
	GF16	48		04-75->06-76	248030				
	GF16	22.2		04-75->06-76	322007				
	4Cyl.	28.6			528001				

## COLT

	ALL TYPES	20.6		01-80->01-81	120037				
	ALL TYPES	20.6		01-82->01-91	120036				
	1.3,1.5 CA1A,2A	20.6		01-92->	RHD	120035			
	ALL TYPES	22.2	Nabco	01-84->01-91	122032				
	ALL TYPES	23.8	Nabco	01-84->01-91	123027				



**MITSUBISHI**

**COLT**

	C58 A	23.8	Nabco	01-92->	123027				
	I Series	51	Sum	01-79->01-84	251033	251927	P514505	1	45
	ALL TYPES	51	Tokic	01-84->01-90	251002				
	1.2,1.3,1.5	51	Sum	01-84->01-90	251028	251913	P514601	1	46
	1300	51	Sum	01-90->01-96 Rear drum	251030	251911	P514601	1	46
	ALL TYPES	54	Akeb	01-84->05-90	254028	254951	P544501	1	45
	III Series 1.8	54	Akeb	01-89->05-92	254065	254939	P544701	1	47.5
	III,IV,V Series	54	Sum	04-88->09-00	254067	254925	P544902	1	49
	III,IV,V Series	54	Sum	04-88->09-00 =254067 (Basic parts)	254101				
	VI Series	54	Akeb	06-04->	254028	254928	P544901	1	49.8
	II,III Series	54	Akeb	09-81->05-92	254028	254928	P544901	1	49.8
	C 58A	60	Akeb	01-90->01-91	260017				
	ALL TYPES	15.9		01-80->01-83	315001				
	ALL TYPES	17.5		01-92->	317022				
	ALL TYPES	19		01-80->	319003				
	ALL TYPES	30	Akeb	01-89->	230007				
	VI Series	34	Lucas	01-04->	234019	234903	P334601	1	46.8
	VI Series	34	Trw	06-04-> Disc 9 mm	234025	234916	P344801	1	48
	1.6, 1.8 16V	35	Akeb	01-88->05-91 +ABS	235003				
	ALL TYPES	15.9	Nabco		415004				
	1.6,1.8,1.8D C53A-C58A	15.9		01-89->01-91	415038				
	ALL TYPES	19			519008				
	ALL TYPES	20.6			520005				

**DELICA**

	ALL TYPES	23.8		01-76->01-79	123064				
	ALL TYPES	28.6		01-71->01-79	328027				
	ALL TYPES	19		01-75->01-79	319031				
	ALL TYPES	20.6		01-71->01-74	320030				

**ECLIPSE**

	2.000 4WD,D27AI Serie E	42	Akeb	04-91->11-95 4x4	242017	242906	P414501	2	45.8
	1.8,2.0 D21A-D22A	54	Akeb	01-89->10-09	254065	254939	P544701	1	47.5
	I, II Series	60	Akeb	04-91->	260017	260911	P604802	1	48.9
	1.8, 2.0	30	Akeb	01-89->01-91	230007				
	2.0	35	Akeb	01-90->09-95	235003				

**ETERNA**

	ALL TYPES	23.8	Nabco	01-91->01-93	123027				
	ALL TYPES	60	Akeb	01-91->01-93	260017				



# MITSUBISHI

## ETERNA

	ALL TYPES	35	Akeb	01-91->	235003				
	ALL TYPES	15.9	Nabco	01-91->01-93	415004				
	ALL TYPES	20.6		01-91->01-93	520005				

## GALANT

	ALL TYPES	19		01-77->	119078					
	A112 Series,A12#, 13#	20.6		01-73->01-76	120080					
	ALL TYPES	22.2		01-81->01-83	122051					
	ALL TYPES	22.2	Nabco	01-84->01-92	122032					
	Galant HG 2.0	22.2		01-89->01-90	122073					
	ALL TYPES	23.8	Nabco	01-84->	123027					
	1.6	23.8	Nabco	01-71->01-77	323014					
	IV Series 2.0	42	Akeb	01-90->09-95	242017	242906	P414501	2	45.8	
	VI Series	43	Akeb	01-96->	Disc 15"	243001	243908	P434501	2	44.8
	1.6,1.8,2.0	48	Sumit	01-71->01-77	248017					
	I Series	51	Sum	01-77->08-80	251033	251927	P514505	1	45	
	1.6, Van	51	Sum	01-80->05-85	251025	251910	P514601	1	46	
	ALL TYPES	54	Akeb	01-77->05-85	254017					
	1.6 E31A	54	Sum	01-90->10-92	254067	254925	P544902	1	49	
	1.6 E31A	54	Sum	01-90->10-92 =254067 (Basic parts)	254101					
	III,IV Series	54	Akeb	06-88->11-89	254028					
	IV, V Series 1.8,2.0 D,TD	54	Akeb	10-89->08-96	254065	254939	P544701	1	47.5	
	2000 Turbo	57	Sum	01-80->01-86	257029					
	IV, V Series	60	Akeb	01-88->08-96	260017	260911	P604802	1	48.9	
	VI Series	60	Akeb	09-00->	260037	260919	P604804	1	48	
	ALL TYPES	17.5		01-84->01-92	317022					
	ALL TYPES	20.6		01-81->01-83	320005					
	2.0	30	Akeb	01-85->01-89 14" Wheel	230017					
	2.0, 2.4	30	Akeb	01-85->01-90	230007					
	1.6,2.0	35	Akeb	01-77->08-80	235015					
	1.8,2.0	35	Akeb	10-89->12-92	235003	235907	P354502	1	45.8	
	V,VI Series	35	Akeb	11-92->10-03	235007	235909	P354502	1	45.8	
	2000, 2300 D-TD	38		01-80->05-85	238021					
	2.0, 2.5 4WD	38	Akeb	01-93->08-96	238017					
	2000 Turbo	41	Akeb	01-80->01-85	241003					
	ALL TYPES	15.9	Nabco	->01-96	415004					
	ALL TYPES	19		01-84->01-96	519008					



**MITSUBISHI**

**GALANT**

	ALL TYPES	20.6	01-88->01-96	520005
--	-----------	------	--------------	--------

**GALLOPER**

	2.5 TD, 3.0 V6	57	Mando 02-99->	257026 257929 P575103 1 51.2
--	----------------	----	---------------	------------------------------

	ALL TYPES	19	Nabco 01-91->01-98	519022
--	-----------	----	--------------------	--------

**GRANDIS**

	2.0 DI-D, 2.4	45	Sum 04-04->	245025 245924 P454601 2 46
--	---------------	----	-------------	----------------------------

	2.0 DI-D, 2.4	38	Akeb 01-04->	238045
--	---------------	----	--------------	--------

**L200**

	ALL TYPES	20.6	->01-86	120037
--	-----------	------	---------	--------

	ALL TYPES	22.2	01-79->01-86	122051
--	-----------	------	--------------	--------

	ALL TYPES	22.2	01-87->	122031
--	-----------	------	---------	--------

	K22T, 24T, 34T	23.8	Nabco 01-79->01-87	123027
--	----------------	------	--------------------	--------

	ALL TYPES	23.8	Nabco 01-88->	123027
--	-----------	------	---------------	--------

	ALL TYPES	43	Akeb 01-96->	243001 243908 P434501 2 44.8
--	-----------	----	--------------	------------------------------

	ALL TYPES	54	Akeb ->01-86	254017
--	-----------	----	--------------	--------

	ALL TYPES	57	Akeb 01-87->	257033 257933 P574801 1 48.3
--	-----------	----	--------------	------------------------------

	ALL TYPES	57	Akeb 01-87->	=257033 (Basic parts) 257057
--	-----------	----	--------------	------------------------------

	ALL TYPES	60	Akeb 01-96->	260017 260911 P604802 1 48.9
--	-----------	----	--------------	------------------------------

	1.6, 2.0	19	->01-86	319031
--	----------	----	---------	--------

	Diesel	20.6	->01-86	320005
--	--------	------	---------	--------

	4WD	22.2	01-86->	322029
--	-----	------	---------	--------

	2WD	23.8	01-86->	323011
--	-----	------	---------	--------

	ALL TYPES	15.9	Nabco	415004
--	-----------	------	-------	--------

	ALL TYPES	19		519008
--	-----------	----	--	--------

**L300**

	ALL TYPES	22.2	01-83->	122030
--	-----------	------	---------	--------

	ALL TYPES	23.8	01-83->	123001
--	-----------	------	---------	--------

	ALL TYPES	28.6	->01-87	328027
--	-----------	------	---------	--------

	ALL TYPES	28.6	Akeb 01-87->	328033
--	-----------	------	--------------	--------

	ALL TYPES	54	Akeb ->01-87	254017
--	-----------	----	--------------	--------

	ALL TYPES	54	Sum 01-81->	13" Wheel 254076
--	-----------	----	-------------	------------------

	ALL TYPES	57	Akeb 01-87->	257033 257933 P574801 1 48.3
--	-----------	----	--------------	------------------------------

	ALL TYPES	57	Akeb 01-87->	=257033 (Basic parts) 257057
--	-----------	----	--------------	------------------------------

	ALL TYPES	17.5		317034
--	-----------	------	--	--------

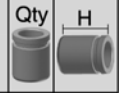

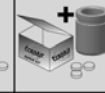
	ALL TYPES	20.6		320007
--	-----------	------	--	--------

	ALL TYPES	22.2		322029
--	-----------	------	--	--------

	ALL TYPES	15.9		415013
--	-----------	------	--	--------



Ø mm. Vers.



# MITSUBISHI

L300									
	ALL TYPES	19		->01-91					519008
L400									
	ALL TYPES	43	Akeb	01-95->					243001 243908 P434501 2 44.8
	ALL TYPES	60	Akeb	01-95->					260017 260911 P604802 1 48.9
	2000 4WD	38	Akeb	01-95->					238017
LANCER									
	LA Sedan	19		01-74->01-77					119078
	ALL TYPES	20.6		01-80->01-83					120037
	ALL TYPES	20.6		01-83->01-93					120036
	1.3, 1.5 Sedan CB1A,2A	20.6		01-92->	RHD				120035
	ALL TYPES	22.2	Nabco	01-84->01-93					122032
	CA, CB SOCH 1.5	22.2		01-89->01-92					122073
	ALL TYPES	23.8	Nabco	01-84->01-93					123027
	C68 A	23.8	Nabco	01-90->01-91					123027
	1.2, 1.4	23.8	Nabco	01-75->01-79					323014
	(A7_) Series	51	Sum	01-78->01-84					251033 251927 P514505 1 45
	1.6 A174	51	Sum	01-79->02-83					251025 251910 P514601 1 46
	1200, 1300, 1500	51	Tokic	01-84->01-90					251002
	1.2, 1.3, 1.5	51	Sum	01-84->01-90					251028 251913 P514601 1 46
	1300i	51	Sum	01-92->01-97	Rear drum				251030 251911 P514601 1 46
	1.6, 1.8 C66A, C68A, C69A	54	Akeb	01-90->01-96					254065 254939 P544701 1 47.5
	ALL TYPES	54	Sum	08-86->					254067 254925 P544902 1 49
	ALL TYPES	54	Sum	08-86->	=254067 (Basic parts)				254101
	III, IV Series	54	Akeb	08-86->06-92					254028 254951 P544501 1 45
	2.000 Turbo	57	Sum	01-81->01-84					257029
	ALL TYPES	15.9		01-83->01-84					315001
	Diesel	17.5		01-88->01-92					317022
	ALL TYPES	19		01-84->					319003
	ALL TYPES	20.6		01-80->01-83					320005
	Station Wagon	20.6		01-86->01-90					320007
	ALL TYPES	20.6		01-86->01-92					320029
	ALL TYPES	30	Akeb	01-89->					230007
	ALL TYPES	35	Akeb	01-88->					235003
	1600 A174	38	Akeb	08-79->01-84					238021
	2000Turbo	41	Akeb	01-79->01-83					241003
	1.6, Diesel	15.9	Nabco	01-87->01-88					415004



**MITSUBISHI**

**LANCER**

	Diesel	15.9	Nabco	01-88->01-92 LHD	415004			
	C62A,C63A,C66A,C68A	15.9		01-89->01-93	415038			
	ALL TYPES	15.9	Nabco	01-92->	415004			
	ALL TYPES	20.6			520005			

**MIRAGE**

	1.6	22.2		01-92->01-01	122073			
--	-----	------	--	--------------	--------	--	--	--

**NIMBUS**

	UA, UB, UC 1.8, 2.0	22.2		01-84->01-92	122073			
--	---------------------	------	--	--------------	--------	--	--	--

**OUTLANDER**

	2.0, 2.4	43	Akeb	05-03->	243001	243908	P434501	2	44.8
	2.0, 2.4	38	Akeb	01-03->	238045				

**PAJERO-MONTERO**

	ALL TYPES	22.2	Nabco	01-82->01-83	122032				
	ALL TYPES	22.2		01-84->01-91	122031				
	ALL TYPES	23.8	Nabco	01-85->01-91	123027				
	V12, 24, 32	23.8	Nabco	01-92->	123027				
	V23, 43	23.8		01-92->	123028				
	ALL TYPES	43	Akeb	01-91->	243001	243908	P434501	2	44.8
	III Series (V60)	45	Sum	04-00->	245025	245924	P454601	2	46
	ALL TYPES	54	Akeb	01-82->01-87	254017				
	ALL TYPES	57	Akeb	01-87->01-92	257033	257933	P574801	1	48.3
	ALL TYPES	57	Akeb	01-87->01-92 =257033 (Basic parts)	257057				
	1.8,1.8GDI,2.0GDI	57	Sum	01-99->	257054				
	ALL TYPES	60	Akeb	01-92->01-96	260029	260940	P604802	1	48.9
	2.5 D	60	Akeb	01-96->	260017	260911	P604802	1	48.9
	ALL TYPES	20.6		01-82->01-85	320005				
	ALL TYPES	20.6		01-85->01-87	320007				
	ALL TYPES	22.2		01-88->01-91	322029				
	ALL TYPES	23.8		01-92->	323011				
	MONTERO( iO)	35	Akeb	10-99->	235007	235909	P354502	1	45.8
	ALL TYPES	43	Akeb	01-91->	243008	243904	P434801	1	48
	Sport 2.5 TD, 3.0	43	Sum	11-98->	243035				
	III Series	45	Akeb	04-00->	245027	245916	P444501	1	45.8
	ALL TYPES	15.9	Nabco		415004				
	ALL TYPES	19			519008				

**ROSA**

	ALL TYPES	28.6	Akeb	01-86->	128009				
--	-----------	------	------	---------	--------	--	--	--	--



## MITSUBISHI

### ROSA

	ALL TYPES	31.8	01-86->	331011		
	ALL TYPES	28.6	01-86->	328025		
	3.3 D	15.9	01-86->	415013		
	3.9 D	22.2	01-91->	422005		
	3.3 D	15.9	01-86->01-87	515004		
	3.3 D	15.9	01-87->	515005		
	3.9 D	22.2	01-91->01-96	522016		

### SANTAMO

	2.0 16V, 4x4	43	Mando 05-99->	243002	243915	P434901 2 48.9
	ALL TYPES	38	Mando 01-99->	238019	238923	P384903 1 49.4

### SAPORO

	ALL TYPES	19	01-77->	119078		
	ALL TYPES	23.8	Nabco 06-87->08-90	123027		
	ALL TYPES	51	Akeb 01-77->01-81	251009		
	A161A	51	Sum 01-81->01-84	251025	251910	P514601 1 46
	ALL TYPES	54	Akeb 01-81->01-84	254017		
	2000 Turbo	57	Sum 02-82->01-84	257029		
	2.4i	60	Akeb 06-87->08-90	260029	260939	P604601 1 46.6
	III Series 2.4	17.5	06-87->07-90	317022		
	II Series	20.6	08-80->09-84	320005		
	1.6,2.0	35	Akeb 01-77->01-80	235015		
	2.4	35	Akeb 06-87->02-89	235003	235907	P354502 1 45.8
	2.0, 2.0T	38	01-81->01-84	238021		
	2000 Turbo	41	Akeb 02-82->01-84	241003		
	III Series 2.4	19	06-87->08-90	519008		

### SHOGUN

	2.0 DI-D, 3.5 GDI	45	Sum 09-99->	245025	245924	P454601 2 46
	Sport 2.5 TDCI	43	Sum 09-03->	243035		
	III Series	45	Akeb 09-99->	245027	245916	P444501 1 45.8

### SIGMA

	F16A	43	Akeb 01-91->	243001	243908	P434501 2 44.8
	3.0 V6	35	Akeb 12-90->07-96 Soft boot	235003	235907	P354502 1 45.8

### SPACE GEAR

	ALL TYPES	43	Akeb 01-95->	243001	243908	P434501 2 44.8
	ALL TYPES	60	Akeb 01-95->	260017	260911	P604802 1 48.9

### SPACE RUNNER

	ALL TYPES	54	Akeb 06-91->	254065	254939	P544701 1 47.5
	2.0, 2.4 GDI	60	Akeb 01-99->	260017	260911	P604802 1 48.9



**MITSUBISHI**

**SPACE RUNNER**

	1.8, 2.0TD	35	Akeb	10-91->08-99	235007	235909	P354502	1	45.8
--	------------	----	------	--------------	--------	--------	---------	---	------

**SPACE STAR**

	ALL TYPES	54	Lucas	06-98->	254057	254903	P544901	1	49.8
--	-----------	----	-------	---------	--------	--------	---------	---	------

	(DGO) 1.9 Di-D	19	Fag	02-01->	419059				
--	----------------	----	-----	---------	--------	--	--	--	--

**SPACE WAGON**

	ALL TYPES	22.2	Nabco	01-84->01-91	122032				
--	-----------	------	-------	--------------	--------	--	--	--	--

	ALL TYPES	23.8	Nabco	01-84->	123027				
--	-----------	------	-------	---------	--------	--	--	--	--

	2.0, 2.4	43	Akeb	10-98->	243001	243908	P434501	2	44.8
--	----------	----	------	---------	--------	--------	---------	---	------

	2WD	54	Akeb	01-84->01-92	254028	254951	P544501	1	45
--	-----	----	------	--------------	--------	--------	---------	---	----

	4WD	54	Akeb	01-84->01-92	254028				
--	-----	----	------	--------------	--------	--	--	--	--

	ALL TYPES	54	Akeb	01-91->	254065	254939	P544701	1	47.5
--	-----------	----	------	---------	--------	--------	---------	---	------

	ALL TYPES	60	Akeb	05-91->	260017	260911	P604802	1	48.9
--	-----------	----	------	---------	--------	--------	---------	---	------

	ALL TYPES	17.5			317022				
--	-----------	------	--	--	--------	--	--	--	--

	ALL TYPES	19			319003				
--	-----------	----	--	--	--------	--	--	--	--

	ALL TYPES	20.6			320029				
--	-----------	------	--	--	--------	--	--	--	--

	1.8,2.0,2.0TD	35	Akeb	10-91->10-98	235007	235909	P354502	1	45.8
--	---------------	----	------	--------------	--------	--------	---------	---	------

	2.4, 2.5 4WD	38	Akeb	01-95->	238017				
--	--------------	----	------	---------	--------	--	--	--	--

	ALL TYPES	15.9	Nabco		415004				
--	-----------	------	-------	--	--------	--	--	--	--

	ALL TYPES	19			519008				
--	-----------	----	--	--	--------	--	--	--	--

	ALL TYPES	20.6			520005				
--	-----------	------	--	--	--------	--	--	--	--

**STARION**

	2.000, 2.600	57	Sum	01-82->	257029				
--	--------------	----	-----	---------	--------	--	--	--	--

	2.000, 2.600	41	Akeb	01-82->	241003				
--	--------------	----	------	---------	--------	--	--	--	--

**TREDIA-CORDIA**

	ALL TYPES	20.6		01-83->01-87	120036				
--	-----------	------	--	--------------	--------	--	--	--	--

	Cordia AA,AB,AC	22.2		01-83->	122073				
--	-----------------	------	--	---------	--------	--	--	--	--

	Except Turbo	22.2	Nabco	01-83->01-87	122032				
--	--------------	------	-------	--------------	--------	--	--	--	--

	Turbo	23.8	Nabco	01-83->01-87	123027				
--	-------	------	-------	--------------	--------	--	--	--	--

	ALL TYPES	51	Akeb	09-82->10-87	251040				
--	-----------	----	------	--------------	--------	--	--	--	--

	1.6 Turbo	54	Akeb	01-83->01-87	254028	254951	P544501	1	45
--	-----------	----	------	--------------	--------	--------	---------	---	----

	CORDIA AA	17.5		01-83->06-84 Hatchback	317041				
--	-----------	------	--	------------------------	--------	--	--	--	--

	2 WD	17.5		01-85->01-86	317022				
--	------	------	--	--------------	--------	--	--	--	--

	ALL TYPES	19			319003				
--	-----------	----	--	--	--------	--	--	--	--

	4WD	19	*	*Nab/Tok	319032				
--	-----	----	---	----------	--------	--	--	--	--

	1.8 Turbo, 4WD, 2.0	15.9	Nabco		415004				
--	---------------------	------	-------	--	--------	--	--	--	--

	ALL TYPES	19			519008				
--	-----------	----	--	--	--------	--	--	--	--