



MERCEDES

/8 (W114) 68 -> 02-77

	ALL TYPES	23.8	Ate		123003				
	ALL TYPES	57	Bdx		257008				
	Except 240 D 3.0	57	Ate		257007	257926	P573001	2	30
	ALL TYPES	60	Ate		260007	260924	P602901	2	29.5
	ALL TYPES	38	Girl		238008				
	ALL TYPES	38	Ate		238008	238906	P382901	2	29.9
	230,250,280	38	Bdx	01-68->01-76	238006	238928	P383102	2	31.5
	ALL TYPES	19	Fag		419012				
	ALL TYPES	19	*	*Ate/Fag	419007				
	(Last Series)	19	Ate		419024				
	ALL TYPES	19	Fag	Complete kit	419903				
	ALL TYPES	23.8	Fag	01-68->	523001				
	ALL TYPES	23.8	Ate	01-68->	523003				

/8 (W115) 68->2-77

	ALL TYPES	23.8	Ate		123003				
	ALL TYPES	57	Bdx		257008				
	Except 240 D 3.0	57	Ate		257007	257926	P573001	2	30
	ALL TYPES	60	Ate		260007	260924	P602901	2	29.5
	ALL TYPES	38	Girl		238008				
	ALL TYPES	38	Ate		238008	238906	P382901	2	29.9
	200,220,230,240	38	Bdx	01-68->01-77	238006	238928	P383102	2	31.5
	ALL TYPES	19	Fag		419012				
	ALL TYPES	19	*	*Ate/Fag	419007				
	(Last Series)	19	Ate		419024				
	ALL TYPES	19	Fag	Complete kit	419903				
	ALL TYPES	23.8	Ate		523003				
	ALL TYPES	23.8	Fag	01-68->	523001				

123 200-300 (W123) 76 -> 86

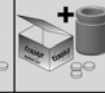
	ALL TYPES	19/23.8	Ate		119030				
	ALL TYPES	19/23.8	Bdx		119031				
	ALL TYPES	19/23.8	Lucas		119032				
	ALL TYPES	19/25.4	Ate	->08-85	119084				
	ALL TYPES	60	Bdx		260008	260922	P603002	2	30.8
	(1st.,2nd. Series)	60	Ate	01-76->07-79	260007	260924	P602901	2	29.5
	ALL TYPES	60	Ate	08-79->09-85	260007	260925	P603101	2	31
	ALL TYPES	38	Bdx		238006	238928	P383102	2	31.5



Ø mm. Vers.



i



Qty

H

MERCEDES

123 200-300 (W123) 76 -> 86

	→ (Except T, Te, TD)	38	Ate		238008	238906	P382901	2	29.9
	→ T, Te, TD	42	Ate		242006				
	→ 300 TD	42	Ate	08-81->07-85	242004	242918	P422901	2	29.5
	ALL TYPES	19	Fag	Complete kit	419903				
	ALL TYPES	19	Fag	01-76->01-83	419012				
	ALL TYPES	19	Fag	01-84->08-86	419023				
	ALL TYPES	23.8	Ate		523003				
	ALL TYPES	23.8	Fag	01-72->01-76	523001				
	ALL TYPES	23.8	Fag	01-76->	523004				

124 200-500 (W124) 85 -> 06-93

	ALL TYPES	19/23.8	Ate	-ABS	119030				
	← 300E24, CE24, TE24	38/42	Ate	01-90->06-93 4 Pistons 38/42 mm	238029				
	← Except 24V	54	*	*Luc/Ate	254004	254909	P545301	1	53.7
	→ ALL TYPES	35	Ate		235002	235901	P352801	2	28.5
	→ ALL TYPES	35	Bdx		235002	235903	P352601	2	26.6
	→ ALL TYPES	38	Ate		238008	238914	P382802	2	28.5
	ALL TYPES	19	Fag		419023				
	ALL TYPES	23.8	Fag		523004				

190 (W201) 10-82 -> 08-93

	ALL TYPES	17.5/22.2	Bdx		117007				
	ALL TYPES	19/23.8	Ate	-ABS	119030				
	ALL TYPES	19/25.4	Lucas		119085				
	← 190E 2.5 16V	38/42	Ate	01-89->01-94 4 Pistons 38/42 mm	238029				
	← ALL TYPES	54	Lucas		254004	254902	P544901	1	49.8
	→ Except 2.3, 2.5	35	*	*Ate/Bdx.	235002	235903	P352601	2	26.6
	→ E 2.3, 2.5	35	Ate		235002	235901	P352801	2	28.5
	→ E 2.3, 2.5	35	Bdx		235002	235903	P352601	2	26.6
	ALL TYPES	19	Fag		419023				
	ALL TYPES	23.8	Fag		523004				

A-CLASS (W168) 07-97 -> 08-04

	ALL TYPES	22.2	Lucas	EPS	122098				
	A140, A160	22.2	Lucas	01-97-> -EPS	122093				
	A170	22.2	Lucas	01-98->01-01 -EPS	122093				
	← A140, A160, A170	54	Lucas	07-97->	254060	254904	P544901	1	49.8
	← A190, A210	57	Lucas	03-99-> BA4	257019	257907	P575001	1	49.8
	→ A160, A170, A190	28	Lucas	07-97->08-04	228001	228901	P284701	1	47.5



MERCEDES

A-CLASS (W169) 09-04 ->

	ALL TYPES	57	Lucas		257058	257924	P575401	1	54.8
--	-----------	----	-------	--	--------	--------	---------	---	------

B-CLASS (W245) 03-05 ->

	ALL TYPES	57	Lucas		257058	257924	P575401	1	54.8
--	-----------	----	-------	--	--------	--------	---------	---	------

CABRIOLET (A124) 9-91->6-93

	ALL TYPES	19/23.8	Ate		119030				
--	-----------	---------	-----	--	--------	--	--	--	--

	ALL TYPES	38/42	Ate	4 Pistons 38/42 mm	238029				
--	-----------	-------	-----	--------------------	--------	--	--	--	--

	ALL TYPES	38	Ate		238008	238914	P382802	2	28.5
--	-----------	----	-----	--	--------	--------	---------	---	------

	ALL TYPES	19	Fag		419023				
--	-----------	----	-----	--	--------	--	--	--	--

CABRIOLET/HECKFLOSSE (W110,W111) 59 -> 72

	ALL TYPES	23.8	*	01-65->	*Ate/Fag	123003			
--	-----------	------	---	---------	----------	--------	--	--	--

	ALL TYPES	57	Ate		257007	257926	P573001	2	30
--	-----------	----	-----	--	--------	--------	---------	---	----

	ALL TYPES	19	Ate	01-60->01-68	319068				
--	-----------	----	-----	--------------	--------	--	--	--	--

	ALL TYPES	23.8	Bdx		323001				
--	-----------	------	-----	--	--------	--	--	--	--

	280 SE	35	Ate	01-69->12-71	2 Pistons	235001			
--	--------	----	-----	--------------	-----------	--------	--	--	--

	ALL TYPES	42	Ate		242006				
--	-----------	----	-----	--	--------	--	--	--	--

	250SE,280SE	42	Ate	01-65->12-71	242004	242918	P422901	2	29.5
--	-------------	----	-----	--------------	--------	--------	---------	---	------

	ALL TYPES	19	Fag		419010				
--	-----------	----	-----	--	--------	--	--	--	--

	ALL TYPES	19	Ate		419024				
--	-----------	----	-----	--	--------	--	--	--	--

	ALL TYPES	20.6	Fag		520002				
--	-----------	------	-----	--	--------	--	--	--	--

	ALL TYPES	23.8	Ate		523003				
--	-----------	------	-----	--	--------	--	--	--	--

C-CLASS (S202,S203) 6-96 ->

	(S203) C30,C32,C55 (AMG)	40/44	Brem	Aluminium Piston	240027	240919	P403202	2	32
							P443201	2	32

	ALL TYPES	57	Lucas		257058	257924	P575401	1	54.8
--	-----------	----	-------	--	--------	--------	---------	---	------

	ALL TYPES	36	Ate		236019	236910	P363001	2	30.6
--	-----------	----	-----	--	--------	--------	---------	---	------

	Wagon 43 AMG	36	Ate	08-97->03-01	236028	236916	P362902	2	29.6
--	--------------	----	-----	--------------	--------	--------	---------	---	------

	(S203) Series	42	Ate	2 Pistons	242024				
--	---------------	----	-----	-----------	--------	--	--	--	--

C-CLASS (T202) 6-96->3-01

	ALL TYPES	17.5/22.2	Bdx		117007				
--	-----------	-----------	-----	--	--------	--	--	--	--

	ALL TYPES	19/23.8	Ate		119030				
--	-----------	---------	-----	--	--------	--	--	--	--

	C180,200,220D,230,240	54	Lucas		254004	254909	P545301	1	53.7
--	-----------------------	----	-------	--	--------	--------	---------	---	------

	C250 TD	57	Ate		257004				
--	---------	----	-----	--	--------	--	--	--	--

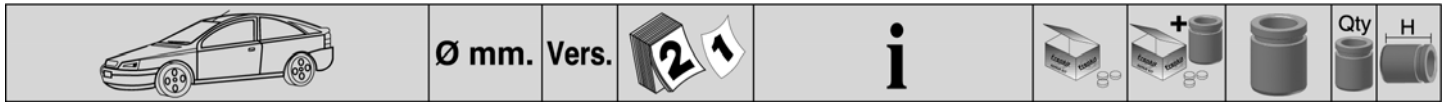
	C250 TD	57	Ate	=257004 (Basic parts)	257056				
--	---------	----	-----	-----------------------	--------	--	--	--	--

	ALL TYPES	36	Ate		236019	236910	P363001	2	30.6
--	-----------	----	-----	--	--------	--------	---------	---	------

	ALL TYPES	38	Ate		238008	238914	P382802	2	28.5
--	-----------	----	-----	--	--------	--------	---------	---	------

	ALL TYPES	19	Fag		419023				
--	-----------	----	-----	--	--------	--	--	--	--

	ALL TYPES	23.8	Fag		523004				
--	-----------	------	-----	--	--------	--	--	--	--



MERCEDES

C-CLASS (W202) 3-93->5-00

	ALL TYPES	17.5/22.2	Bdx							117007
	ALL TYPES	19/23.8	Ate							119030
	C36 AMG, 280	38/42	Ate		4 Pistons 38/42 mm					238029
	C180,200,220D,230,240	54	Lucas							254004 254909 P545301 1 53.7
	C180,C200,C220,C250D	54	Lucas							254012 254950 P545401 1 54.3
	ALL TYPES	57	Ate		=257004 (Basic parts)					257056
	ALL TYPES	57	Ate	01-93->						257004
	C180,200,220,250,230,280	35	Ate							235025 235914 P353001 2 30.1
	C180, C200	35	Ate	01-93->						235002 235901 P352801 2 28.5
	Not C180,200,220,250,280	36	Ate		Ch.487840/F576241->					236019 236910 P363001 2 30.6
	C36,C43 AMG	36	Ate							236028 236916 P362902 2 29.6
	C230K,240 V6,250TD,280	38	Ate							238008 238914 P382802 2 28.5
	ALL TYPES	19	Fag							419023
	ALL TYPES	23.8	Fag							523004

C-CLASS (W203) 5-00 ->

	C30,C32,C55 (AMG)	40/44	Brem		Aluminium Piston					240027 240919 P403202 2 32 P443201 2 32
	ALL TYPES	57	Lucas							257058 257924 P575401 1 54.8
	ALL TYPES	36	Ate							236019 236910 P363001 2 30.6
	ALL TYPES	42	Ate	01-03->	2 Pistons					242024

C-CLASS COUPE (CL203) 03-01 ->

	C30,C32,C55 (AMG)	40/44	Brem		Aluminium Piston					240027 240919 P403202 2 32 P443201 2 32
	ALL TYPES	57	Lucas							257058 257924 P575401 1 54.8
	ALL TYPES	36	Ate							236019 236910 P363001 2 30.6
	ALL TYPES	42	Ate		2 Pistons					242024

CLC-CLASS (203) 5-08->

	ALL TYPES	57	Lucas							257058 257924 P575401 1 54.8
	ALL TYPES	36	Ate							236019 236910 P363001 2 30.6

CLK (A208, A209) 3-98 ->

	(A208,C208)200, Kompr.	19/23.8	Ate	01-98->01-02						119030
	430	38/42	Ate		4 Pistons 38/42 mm					238029
	(A208) 200,230,320 Kompr.	36	Ate	03-98->03-02						236028 236916 P362902 2 29.6
	430	42	Ate							242020
	(A208,C208)200,230 Kompr.	19	Fag							419023
	A208,C208 200,230 Kompr.	23.8	Fag							523004

CLK (C208, C209) 6-97 ->

	430	38/42	Ate	07-98->06-02	4 Pistons 38/42 mm					238029
	200,230,320	57	Ate							257004



MERCEDES

CLK (C208, C209) 6-97 ->

←	200,230,320	57	Ate	=257004 (Basic parts)	257056				
→	ALL TYPES	36	Ate		236019	236910	P363001	2	30.6
→	(C208) 320, 430	36	Ate	06-97->06-02	236028	236916	P362902	2	29.6
→	ALL TYPES	46	Ate	2 Pistons	246007				

CLS (C219) 10-04 ->

←	ALL TYPES	40/44	Brem	Aluminium Piston	240027	240919	P403202	2	32
							P443201	2	32
→	ALL TYPES	42	Ate		242022				

COUPE (C123) 3-77->12-85

←	ALL TYPES	60	Ate		260007	260924	P602901	2	29.5
←	ALL TYPES	60	Ate		260007	260925	P603101	2	31
←	ALL TYPES	60	Bdx		260008	260922	P603002	2	30.8
→	230,280	38	Bdx		238006	238928	P383102	2	31.5
→	ALL TYPES	38	Ate		238008	238906	P382901	2	29.9
→	300 C TD	42	Ate	09-82->07-85	242004	242918	P422901	2	29.5
→	ALL TYPES	19	Fag	Complete kit	419903				

COUPE (C124) 3-87->5-93

←	ALL TYPES	54	Lucas		254004	254909	P545301	1	53.7
→	ALL TYPES	35	Ate		235002	235901	P352801	2	28.5

COUPE (W111) 1-61->12-71

→	ALL TYPES	23.8	Ate		123003				
←	ALL TYPES	57	Ate		257007	257926	P573001	2	30
→	ALL TYPES	35	Ate	2 Pistons	235001				
→	ALL TYPES	42	Ate		242004	242918	P422901	2	29.5
→	ALL TYPES	19	Ate		419024				
→	ALL TYPES	20.6	Fag		520002				
→	ALL TYPES	23.8	Ate		523003				

E-CLASS (C124,A124) 5-93->3-98

←	ALL TYPES	38/42	Ate	4 Pistons 38/42 mm	238029				
→	ALL TYPES	35	Ate	06-93->06-97	235002	235901	P352801	2	28.5
→	C230K,240 V6,250TD,280	38	Ate		238008	238914	P382802	2	28.5

E-CLASS (W124,S124) 6-93->6-96

→	ALL TYPES	19/23.8	Ate	-ABS	119030				
←	ALL TYPES	38/42	Ate	4 Pistons 38/42 mm	238029	238938	P383002	2	30.8
							P423001	2	30.8
←	ALL TYPES	54	*	*Luc/Ate	254004	254909	P545301	1	53.7
→	ALL TYPES	35	Bdx		235002	235903	P352601	2	26.6
→	ALL TYPES	35	Ate		235002	235901	P352801	2	28.5
→	ALL TYPES	38	Ate		238008	238914	P382802	2	28.5



MERCEDES

E-CLASS (W124,S124) 6-93->6-96

	ALL TYPES	23.8	Fag		523004
--	-----------	------	-----	--	--------

E-CLASS (W210-S210-T210) 6-95->3-03

	E200-300 (W210)	19/23.8	Ate		119083
	ALL TYPES	38/42	Ate	4 Pistons 38/42 mm	238029
	ALL TYPES	57	Ate		257004
	ALL TYPES	57	Ate	=257004 (Basic parts)	257056
	E280,E320,E420	35	Bdx		235002 236914 P363001 2 30.6
	E280, E320, E420	35	Ate	06-98->03-02	235001 236913 P362902 2 29.6
	E280-E430	36	Ate	-> Ch.A379346	236028 236916 P362902 2 29.6
	E200-E270	36	Ate		236019 236910 P363001 2 30.6
	ALL TYPES	38	Ate		238008 238914 P382802 2 28.5
	E230,E250D,E290TD	40	Ate		240003 240913 P402901 2 29
	ALL TYPES	46	Ate	2 Pistons	246007
	ALL TYPES	19	Fag		419023
	ALL TYPES	23.8	Fag		523004

E-CLASS (W211,S211) 3-02 ->

	ALL TYPES	40/44	Brem	Aluminium Piston	240027 240919 P403202 2 32 P443201 2 32
	E420, E500	44	Brem	01-06->	4 Pistons 244013
	ALL TYPES	60	Bosch	Aluminium Piston	260043 260947 P605701 1 57.4
	350 4-matic	60	Ate	03-05->	260046 260945 P605801 1 58
	ALL TYPES	42	Ate		242022

G-CLASS (W460-461-463) 79 ->

	ALL TYPES	25.4			125060
	ALL TYPES	25.4	Ate		125070
	ALL TYPES	44	Perro	01-79->	244002 244906 P443401 4 34.6
	ALL TYPES	44	Ate	01-79->	244005 244907 P443701 4 37
	ALL TYPES	23.8	Fag		523001
	ALL TYPES	23.8	Ate		523003
	250 GD	23.8	Fag	01-87->	523004

KOMBI T MODEL (S123) 9-77->12-85

	ALL TYPES	60	Ate		260007 260924 P602901 2 29.5
	ALL TYPES	60	Ate		260007 260925 P603101 2 31
	ALL TYPES	60	Bdx		260008 260922 P603002 2 30.8
	ALL TYPES	42	Ate		242004 242918 P422901 2 29.5

KOMBI T MODEL (S124) 9-85->06-93

	ALL TYPES	19/23.8	Ate		119030
	ALL TYPES	38/42	Ate	4 Pistons 38/42 mm	238029



MERCEDES

KOMBI T MODEL (S124) 9-85->06-93

	ALL TYPES	54	Lucas		254004	254909	P545301	1	53.7
	ALL TYPES	38	Ate		238008	238914	P382802	2	28.5
	300 TE 24, E320 St car	42	Ate	08-89->	242004				
	ALL TYPES	19	Fag		419023				
	ALL TYPES	23.8	Fag		523004				

L206DG-L207 (BM605,606,607,608)

	ALL TYPES	22.2	Ate	-Servo brake	122006				
	BM606, BM608	22.2	Bdx		322007				
	BM605, BM608	25.4	Ate		525016				

LP 9-63 -> 12-84

	ALL TYPES	19	Fag	Complete kit	419903				
	LP, LPL 709	28.6	Fag	01-80->01-85	528009				

MB 100 (631) 81->97

	MBN	23.8	Lucas	01-86->01-91 Compact type	123008				
	MB	25.4	Lucas	01-80->01-86	125007				
	MBN D	25.4	Lucas	01-86->01-91 Compact type	125050				
	(631) Series	48	Bdx		248011	248941	P484501	2	45
	ALL TYPES	52	Bdx	05-80->	252001	252905	P525001	2	50.2
	ALL TYPES	25.4	Lucas		325005				

M-CLASS (W163) 2-98->6-05

	ALL TYPES	25.4	Ate		125077				
	ALL TYPES	40/44	Brem	Aluminium Piston	240027	240919	P403202	2	32
							P443201	2	32
	ML Series	40	Brem	02-98->06-05	240026	240918	P403002	2	30.2

M-CLASS (W164) 7-05 ->

	ML Series	60	Bosch		260042				
	120 d	40	Ate		240018				

N-1000, N-1300

	D.K.W. F-1000	25.4		->01-69	125004				
	ALL TYPES	27		01-69->	127009				
	ALL TYPES	27			327001				
	DKW F-1000 L	15.9		01-69->	315031				
	DKW F-1000L (2ª Version)	17.5			317050				
	ALL TYPES	19			319005				
	ALL TYPES	19			419003				

NG 8-73->9-96

	ALL TYPES	23.8	Fag		423004				
	ALL TYPES	23.8	Fag	Complete kit	423901				
	ALL TYPES	38.1	Fag		538004				



MERCEDES

O 303-307 SERIES 4-73->9-92

	ALL TYPES	23.8	Fag	Complete kit	423901				
	ALL TYPES	38.1	Fag		538004				

PAGODE (W113) 63->72

	ALL TYPES	23.8	*	*Ate/Fag	123003				
	ALL TYPES	57	Ate		257007	257926	P573001	2	30
	280SL	57	Bdx		257008				
	230 SL	19	Ate		319068				
	280SL	38	Girl		238008				
	280SL	38	Ate		238008	238906	P382901	2	29.9
	280 SL	38	Bdx	01-68->03-71	238006	238928	P383102	2	31.5
	250SL	42	Ate		242004	242918	P422901	2	29.5

S-CLASS (C140) 9-92->2-99

	ALL TYPES	40/44	Lucas	06-97->	240013	240915	P403501	2	35.2
							P443501	2	35.2
	ALL TYPES	46	Ate	2 Pistons	246007				

S-CLASS (W108,W109) 1-66->8-72

	ALL TYPES	23.8	Ate		123003				
	ALL TYPES	57	Ate		257007	257926	P573001	2	30
	280S,SE,SEL	35	Ate	01-70->01-73 Hard boot	235001				
	ALL TYPES	42	Ate		242006				
	250,280	42	Ate	->01-08-72	242004	242918	P422901	2	29.5
	ALL TYPES	19	Ate		419024				
	ALL TYPES	23.8	Ate		523003				

S-CLASS (W116) 8-72->7-80

	ALL TYPES	19/23.8	Ate		119030				
	ALL TYPES	19/23.8	Bdx		119031				
	ALL TYPES	23.8	Ate		123003				
	ALL TYPES	60	Ate		260007	260924	P602901	2	29.5
	ALL TYPES	60	Bdx		260008	260922	P603002	2	30.8
	280,350,	38	Bdx		238006	238928	P383102	2	31.5
	ALL TYPES	38	Girl		238008				
	ALL TYPES	38	Ate		238008	238906	P382901	2	29.9
	ALL TYPES	19	Fag	Complete kit	419903				
	ALL TYPES	19	*	->01-74 *Ate/Fag	419007				
	ALL TYPES	19	Fag	01-68->01-74	419012				
	ALL TYPES	19	Fag	01-74->	419010				
	ALL TYPES	19	Ate	01-74->	419024				
	ALL TYPES	23.8	Ate		523003				



MERCEDES

S-CLASS (W116) 8-72->7-80

	280 SL	23.8	Fag	Ch.011569 -> 85	523004				
	ALL TYPES	23.8	Fag	01-72->01-74	523001				
	300SL	23.8	Fag	01-85->01-89	523004				

S-CLASS (W126) 10-79 -> 6-91

	ALL TYPES	19/25.4	Lucas		119085				
	280,380,500	19/25.4	Ate	->08-85	119084				
	ALL TYPES	19/23.8	Ate	01-79->01-83	119030				
	ALL TYPES	19/23.8	Bdx	01-79->01-83	119031				
	ALL TYPES	57	Ate		257045	257938	P573002	2	30.5
	ALL TYPES	60	Bdx		260008	260922	P603002	2	30.8
	ALL TYPES	60	Ate	->01-85	260007	260925	P603101	2	31
	260,280,300,380,420	38	Bdx		238006	238928	P383102	2	31.5
	ALL TYPES	38	Girl		238008				
	ALL TYPES	38	Ate		238008	238906	P382901	2	29.9
	420, 500, 560	38	Bdx	10-85->06-91	238009	238932	P383102	2	31.5
	ALL TYPES	19	Fag	Complete kit	419903				
	ALL TYPES	19	Fag	->01-83	419012				
	ALL TYPES	19	Fag	01-83->	419023				
	ALL TYPES	23.8	Ate		523003				
	ALL TYPES	23.8	Fag	->01-83	523001				
	ALL TYPES	23.8	Fag	01-83->	523004				

S-CLASS (W140) 2-91->10-98

	ALL TYPES	19/25.4	Lucas		119085				
	ALL TYPES	40/44	Lucas		240013	240915	P403501	2	35.2
							P443501	2	35.2
	ALL TYPES	46	Bdx	2 Pistons	246005				
	ALL TYPES	40	Ate		240003	240913	P402901	2	29
	ALL TYPES	46	Ate	2 Pistons	246007				
	ALL TYPES	19	Fag		419023				
	ALL TYPES	23.8	Fag		523004				

S-CLASS (W220) 10-98 -> 08-05

	ALL TYPES	40/44	Brem	Aluminium Piston	240027	240919	P403202	2	32
							P443201	2	32
	ALL TYPES	60	Ate		260046	260945	P605801	1	58
	ALL TYPES	42	Ate	2 Pistons	242024				

S-CLASS COUPE (C126) 10-81->6-91

	380, 500	19/25.4	Ate	->08-85	119084				
	ALL TYPES	57	Ate		257045	257938	P573002	2	30.5



MERCEDES

S-CLASS COUPE (C126) 10-81->6-91

	380,420	38	Bdx		238006	238928	P383102	2	31.5
	ALL TYPES	38	Ate		238008	238906	P382901	2	29.9
	ALL TYPES	38	Girl		238008	238914	P382802	2	28.5
	420, 500, 560	38	Bdx	10-85->06-91	238009	238932	P383102	2	31.5

SK 7-87->9-96

	ALL TYPES	23.8	Fag		423004				
	ALL TYPES	23.8	Fag	Complete kit	423901				
	SK3235	38.1	Fag		538004				

SL (R107) 5-71->9-89

	ALL TYPES	19/23.8	Bdx		119031				
	ALL TYPES	19/25.4	Lucas		119085				
	280,380,500	19/25.4	Ate	01-80->01-86	119084				
	ALL TYPES	23.8	Ate		123003				
	ALL TYPES	40	Ate	01-85->01-89 4 Pistons	240001				
	ALL TYPES	57	Ate		257007	257926	P573001	2	30
	ALL TYPES	60	Ate		260007	260925	P603101	2	31
	ALL TYPES	60	Ate		260007	260924	P602901	2	29.5
	ALL TYPES	60	Bdx		260008	260922	P603002	2	30.8
	280,300,350,420,450,500	38	Bdx		238006	238928	P383102	2	31.5
	ALL TYPES	38	Ate		238008	238906	P382901	2	29.9
	ALL TYPES	38	Girl		238008				
	ALL TYPES	19	Fag	-> Ch.011427	419010				
	ALL TYPES	19	Fag	Ch.011428 -> 89	419023				
	ALL TYPES	19	Ate	-> Ch.011427	419024				
	ALL TYPES	19	Fag	Complete kit	419903				
	280SL, SLC	23.8	Ate	74->Ch. 011568	523003				
	280SL, SLC	23.8	Fag	Ch.011569 -> 85	523004				
	ALL TYPES	23.8	Fag	01-85->	523004				

SL (R129) 3-89->10-01

	ALL TYPES	19/25.4	Lucas		119085				
	ALL TYPES	38/42	Ate	4 Pistons 38/42 mm	238029				
	ALL TYPES	36	Ate		236028	236916	P362902	2	29.6
	ALL TYPES	38	Ate		238008	238914	P382802	2	28.5
	600	42	Ate	06-92-> 2 Pistons	242020				
	ALL TYPES	46	Ate	2 Pistons	246007				
	ALL TYPES	19	Fag		419023				
	ALL TYPES	23.8	Fag		523004				



MERCEDES

SL COUPE (C107) 01-72->9-81

	ALL TYPES	60	Ate		260007 260924 P602901	2	29.5
	ALL TYPES	60	Ate		260007 260925 P603101	2	31
	ALL TYPES	60	Bdx		260008 260922 P603002	2	30.8
	280,350,380,450	38	Bdx		238006 238928 P383102	2	31.5
	ALL TYPES	19	Fag	Complete kit	419903		

SLK (R170) 4-96->4-04

	200,230 Kompr.	19/23.8	Ate		119030		
	ALL TYPES	57	Ate		257004		
	ALL TYPES	57	Ate	=257004 (Basic parts)	257056		
	ALL TYPES	36	Ate		236019 236910 P363001	2	30.6
	ALL TYPES	19	Fag		419023		
	200, 230 Kompr.	23.8	Fag	01-96->01-00	523004		

SLK (R171) 3-04 ->

	200 Compressor	57	Lucas		257058 257924 P575401	1	54.8
	280,350	36	Ate		236019 236910 P363001	2	30.6

SPRINTER (906) 06->

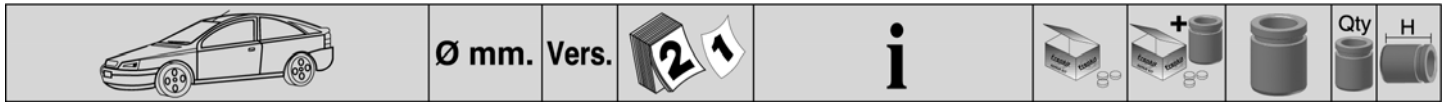
	ALL TYPES	48	Brem	2 Pistons	248081		
	5t	52	Brem		252011		

SPRINTER (BM901-902-903-904) 95->06

	ALL TYPES	23.8	Bdx	-ABS	123010		
	ALL TYPES	44	Perro	02-95-> Hard boot	244006		
	ALL TYPES	44	Perro	02-95-> Soft boot	244010 244901 P446301	2	63
	4-t (904)	44	Perro	02-96->05-06	244014 244909 P446301	2	63
	902, 903, 904 Series	45	Bosch	01-98->	245023 245914 P455601	2	56.3
	ALL TYPES	60	Ate		260002 260904 P605801	1	58
	ALL TYPES	60	Bosch	Soft boot	260021 260903 P605601	1	56.7
	ALL TYPES	60	Bosch	=260021 (Basic parts)	260045		
	ALL TYPES	44	Perro	02-95-> Hard boot	244006		
	ALL TYPES	44	Perro	02-95-> Soft boot	244010 244901 P446301	2	63
	ALL TYPES	45	Ate		246003 245923 P455302	1	53.1
	ALL TYPES	52	Ate		252005 252910 P525302	1	54.2
	ALL TYPES	52	Bosch	01-95->	252006 252903 P525301	1	53.7
	ALL TYPES	19/20.6	Fag		419037		
	ALL TYPES	22.2	Fag		522019		

T1 (BM601-BM602) 5-77 ->

	ALL TYPES	23.8	Ate		123067		
	ALL TYPES	25.4			125060		



MERCEDES

T1 (BM601-BM602) 5-77 ->

	ALL TYPES	25.4	Ate							125070
	ALL TYPES	44	Perro	01-77->						244002 244906 P443401 4 34.6
	ALL TYPES	44	Ate	01-80->						244005 244907 P443701 4 37
	ALL TYPES	15.9	Fag							315035
	ALL TYPES	19	Fag	01-77->						419053
	ALL TYPES	23.8	Fag							523001
	ALL TYPES	23.8	Ate							523003

T1/TN (BM611) 6-81 ->

	ALL TYPES	27	Ate							127013
	ALL TYPES	44	Perro	01-81->						244002 244906 P443401 4 34.6
	ALL TYPES	44	Ate	01-81->						244005 244907 P443701 4 37
	ALL TYPES	22.2	Fag							322057
	ALL TYPES	22.2	Bdx	01-81->01-95						322011
	ALL TYPES	19	Fag							419055
	ALL TYPES	23.8	Fag							523001
	ALL TYPES	23.8	Ate							523003

T2/L (BM309-310) 1-68->12-88

	ALL TYPES	22.2	Fag							122049
	ALL TYPES	22.2	Ate							122006
	ALL TYPES	22.2	Ate	01-70->	S.C.					122081
	608D	25.4	Ate							125071
	L608D-L613D	25.4	Ate	01-70->01-88						125059
	ALL TYPES	28.6	Fag	01-70->01-88						128010
	ALL TYPES	22.2								322017
	ALL TYPES	23.8	Bdx							323001
	ALL TYPES	22.2								322017
	L608D	23.8	Bdx							323001
	ALL TYPES	19	Fag							419012
	ALL TYPES	19	Ate							419024
	L508D-L608D	19	Tavis							419043
	ALL TYPES	19	Fag			Complete kit				419903
	ALL TYPES	23.8	Fag							523001
	ALL TYPES	23.8	Ate							523003
	ALL TYPES	28.6	Fag	01-68->01-88						528009

T2/LN1 (BM667,668,669,670) 3-86 ->

	(BM667) L508D,G	22.2	Ate	01-70->	S.C.					122081
	(BM667)	23.8	Ate							123067



MERCEDES

T2/LN1 (BM667,668,669,670) 3-86 ->

	(BM668,BM669)	27	Fag		For rear axle	127012				
	(BM668) 609D	30	Ate		-ABS	130002				
	(BM668,BM669,BM670)	33.34	Fag			133001				
	ALL TYPES	44	Ate	01-86->		244005	244907	P443701	4	37
	ALL TYPES	60	Ate	01-86->	=260047 (Basic parts)	260028				
	ALL TYPES	60	Lucas	01-86->		260030	260916	P606301	2	63.3
	ALL TYPES	60	Ate	01-86->		260047	260946	P606701	2	67.3
	(BM668,BM669,BM670)	31.8	Ate			331019				
	ALL TYPES	60	Lucas		2 Pistons	260022				
	ALL TYPES	19	Fag			419056				
	(BM670)	25.4	Fag	01-96->		525017				

UNIMOG 01-66 ->

	ALL TYPES	27	Fag	01-88->	For rear axle	127012				
	BM403,406,413,416,424	60	Ate	01-73->	2 Pistons	260007				
	U Series	60	Ate	01-77->	=260016 (Basic parts)	260009				
	U Series	60	Ate	01-77->		260016				
	U800,900	60	Ate	01-77->03-90		260007	260925	P603101	2	31
	BM403,406,413,416,424	54	Ate	01-73->	2 Pistons	254001				
	U Series	54	Ate	01-77->	2 Pistons	254094				
	U Series	23.8	Fag	01-77->09-88	Complete kit	423901				

VANEO (414) 2-02 ->

	ALL TYPES	57	Lucas			257058	257924	P575401	1	54.8
	1.6, 1.7 CDI	30	Lucas	02-02->		230015				

VARIO 9-96 ->

	810 DT	27	Fag	01-96->	For rear axle	127012				
	ALL TYPES	60	Lucas	09-96->		260030	260916	P606301	2	63.3
	ALL TYPES	60	Ate	09-96->		260047	260946	P606701	2	67.3
	ALL TYPES	60	Lucas	09-96->	2 Pistons	260022				
	ALL TYPES	19	Fag	01-96->		419056				

V-CLASS (BM638/2) 2-96->7-03

	ALL TYPES	23.8	Bdx		-ABS	123010				
	ALL TYPES	60	Ate			260002	260904	P605801	1	58
	ALL TYPES	60	Bosch		Soft boot	260021	260903	P605601	1	56.7
	ALL TYPES	60	Bosch		Hard boot	260036	260905	P605601	1	56.7
	ALL TYPES	60	Bosch		=260021 (Basic parts)	260045				
	(BM638) Series	33	Bosch			233007	233901	P335001	1	50.2
	ALL TYPES	33	Ate		=233004 (Basic parts)	233008				



MERCEDES

V-CLASS (BM638/2) 2-96->7-03

	ALL TYPES	33	Ate	09-96->	233004	233903	P334901	1	49
	ALL TYPES	19/20.6	Fag		419037				
	ALL TYPES	22.2	Fag		522019				

VIANO (W639) 9-03 ->

	ALL TYPES	48	Bosch		248079	248949	P486001	2	60.5
	ALL TYPES	38	Bosch		238052	238936	P385201	1	52.5

VITO (BM638) 02-96->7-03

	ALL TYPES	23.8	Bdx	-ABS	123010				
	ALL TYPES	60	Ate		260002	260904	P605801	1	58
	ALL TYPES	60	Bosch	Soft boot	260021	260903	P605601	1	56.7
	ALL TYPES	60	Bosch	Hard boot	260036	260905	P605601	1	56.7
	ALL TYPES	60	Bosch	=260021 (Basic parts)	260045				
	ALL TYPES	24	Ate	Guide pins kit	824002				
	(BM638) Series	33	Bosch		233007	233901	P335001	1	50.2
	ALL TYPES	33	Ate	=233004 (Basic parts)	233008				
	ALL TYPES	33	Ate	03-96->	233004	233903	P334901	1	49
	ALL TYPES	46	Ate	2 Pistons	246007				
	ALL TYPES	19/20.6	Fag		419037				
	ALL TYPES	22.2	Fag		522019				

VITO (W639) 9-03 ->

	ALL TYPES	48	Bosch		248079	248949	P486001	2	60.5
	ALL TYPES	38	Bosch		238052	238936	P385201	1	52.5